

FAD.js: Fast JSON Data Access Using JIT-based Speculative Optimizations

Daniele Bonetta
VM Research Group
Oracle Labs

daniele.bonetta@oracle.com

Matthias Brantner
Oracle Labs

matthias.brantner@oracle.com

ABSTRACT

JSON is one of the most popular data encoding formats, with wide adoption in Databases and BigData frameworks as well as native support in popular programming languages such as JavaScript/Node.js, Python, and R.

Nevertheless, JSON data processing can easily become a performance bottleneck in data-intensive applications because of parse and serialization overhead. In this paper, we introduce FAD.JS, a runtime system for efficient processing of JSON objects in data-intensive applications. FAD.JS is based on (1) speculative just-in-time (JIT) compilation and (2) selective access to data. Experiments show that applications using FAD.JS achieve speedups up to 2.7x for encoding and 9.9x for decoding JSON data when compared to state-of-the-art JSON processing libraries.

1. INTRODUCTION

The JavaScript Object Notation (JSON [5]) format is one of the most popular data-interchange formats. Data-intensive systems and applications heavily rely on JSON. Notable examples are REST-based and serverless applications [18, 1], key-value stores (e.g., MongoDB [9]) and BigData analytics frameworks (e.g., Apache Spark [25] and Storm [2]).

In most of these scenarios, JSON is used at the boundary between a data source (e.g., a Database, a Web service, a file system, or a memory-mapped TCP buffer) and a language runtime (e.g., a JavaScript/Node.js virtual machine). The interaction between the language runtime and the external data source can easily become a performance bottleneck for applications that need to produce or consume significant amounts of JSON data. Such performance overhead is often caused by two facts. First, the JSON data resides in a source that is external to the memory space of the language runtime. As a consequence, the language runtime needs to *materialize* the data in its language-private heap memory space (using a primitive data type, e.g., a JavaScript string) before consuming it. Analogously, a language runtime producing a JSON-encoded string needs to allocate a string

in its private memory space before externalizing it. A second source of performance overhead is that all the JSON encoding and decoding libraries in language runtimes rely on *general-purpose* techniques that do not take into account the structure, schema or types of the data that they are processing. Decoding is often based on an LL parser [10], while encoding is implemented by performing a full walk of the object graph that is being converted to JSON. The adoption of such general-purpose libraries is mostly motivated by the fact that JSON is used in the context of dynamic languages such as JavaScript or Python, where it is not possible to know in advance (i.e., statically) the characteristics of the JSON data that will be processed by the application. In other words, such applications do not use a pre-defined *schema* (e.g., based on JSON schema [20]) that could be used to speed up the encoding (or decoding) process.

Interestingly, the lack of a pre-defined and explicit schema does not necessarily imply that there is no structure in the way JSON data is used. We argue that very often JSON-intensive applications present an *implicit schema* that is known only at runtime, and we believe that all such applications deserve specific optimizations.

In this paper, we introduce a new runtime system, called FAD.JS, that significantly improves the performance of operations on JSON data in data-intensive applications. FAD.JS differs from existing encoding and decoding approaches for dynamically typed languages such as JavaScript in two aspects: (1) it performs encoding and decoding operations on raw data, without materializing objects in the language memory space until they are used, and (2) rather than being based on general-purpose parsing techniques, it is based on the notion of *speculation* and *specialization*, and relies on just-in-time compilation (to machine code) in order to optimize encoding and decoding operations for an implicit schema. Thanks to its design, FAD.JS performs extremely well in all cases where JSON operations have stable usage patterns, outperforming general-purpose JSON libraries in all our benchmarks. This paper makes the following contributions:

- 1) We present the design of FAD.JS, a runtime system for fast access to JSON data in dynamically typed languages such as JavaScript. To the best of our knowledge, FAD.JS is the first runtime system to apply JIT compilation to JSON processing in a dynamic language runtime. We base our implementation on Graal.js [7], a state-of-the-art implementation of Node.js [6]. However, the FAD.JS runtime techniques can be considered

This work is licensed under the Creative Commons Attribution-NonCommercial-NoDerivatives 4.0 International License. To view a copy of this license, visit <http://creativecommons.org/licenses/by-nc-nd/4.0/>. For any use beyond those covered by this license, obtain permission by emailing info@vldb.org.

Proceedings of the VLDB Endowment, Vol. 10, No. 12
Copyright 2017 VLDB Endowment 2150-8097/17/08.

language-independent, and can be applied to other dynamic languages or data processing systems as well.

- 2) We describe a novel JIT-based encoding technique, which we call *Constant structure encoding*. In our benchmarks, this technique improves the performance of encoding data into JSON up to 2.7x.
- 3) We describe a novel JIT-based decoding technique, which we call *Direct structure decoding*. This technique improves the performance of JSON decoding up to 9.9x.

2. MOTIVATING EXAMPLE

JSON is extensively used in data-intensive applications in combination with dynamic languages. Most of the time, the structure of the JSON objects being accessed by the language runtime is unknown until execution time, and common JSON libraries do not make any a priori assumption on the structure of the underlying data. Instead, they rely on well-known parsing and encoding techniques that are known to offer good performance for common usage patterns. Very often, however, JSON data manipulation could benefit from some *speculative* runtime assumptions. For example, a JSON encoder could speculate on some property names being constant: as long as the objects have the same set of properties (with constant types), the encoding of a JSON string could potentially be performed more efficiently. Consider the following example:

```
1 exports.handler = function(event, callback) {
2   var result = {
3     key: event.key,
4     data: someFunctionOf(event)
5   };
6   // encode and forward to a data storage
7   // service
8   callback.success(JSON.stringify(result));
9 }
```

The code snippet corresponds to an AWS Lambda function [1] consuming data from an external Web source (e.g., an HTTP connection). The code in the example produces a **result** object using JavaScript's built-in function **stringify**. This function generates a JSON-encoded string by performing a full walk of the objects and values in the **result** object graph, reading all the names of the properties in the object, and traversing the graph (including the **data** object) while encoding into the JSON-formatted string. For this specific example, many operations could be avoided because the **result** object has a constant structure across invocations of the function. Specifically, it always has two properties named **key** and **data** whose values most likely are of the same value type. Hence, reading the names of the properties could be avoided (they are constant). Similarly, traversal of the full object could be avoided, too. The encoded JSON string could be created starting from some constant string tokens (i.e., the pre-formatted property names), concatenated with the values of the **result** properties. Moreover, since the **result** object has a constant structure, reading the values out of the object (i.e., **key** and **data**) can be optimized, too. Additionally, **data** is always the last property in the object. Hence, the encoder can speculate on that fact when deciding whether a trailing comma needs to be added to the encoded string.

Rather than implementing the encoding operation using a general-purpose JSON encoder, this example suggests that

the language runtime could specialize on the data being encoded, and benefit from some form of runtime knowledge. In doing so, it could generate machine code that can be executed more efficiently, as it does not need to take into account all possible encoding scenarios.

Even more effective optimizations can be performed in the case of JSON data decoding. Consider the following example of an Apache Storm [2] stream processing component written in Node.js¹:

```
1 Bolt.process = function(tuple, done) {
2   var tweet = JSON.parse(tuple.value);
3   if (tweet.user === "@userfoo") {
4     // send to the next pipeline stage
5     this.emit({
6       value: tweet.body,
7       anchorTupleId: tuple.id
8     });
9   }
10  done();
11 }
```

The Storm component in this example selects a sequence of JSON-encoded tweets with a given username (**@userfoo**, in the example). Using the default JSON decoder of Node.js (i.e., **JSON.parse**), even the small code snippet in the example results in significant overhead. For each tweet, the application allocates a UTF-8 JavaScript string in the Node.js' process heap space (from the raw binary data received from the socket), parses it (into **tuple.value**), materializes an object graph (the **tweet** object) in the Node.js heap space, accesses its **user** property, and – only if needed – reads a second property (i.e., **body**). Intuitively, most of the operations could be avoided or optimized. The encoder could avoid allocating a JavaScript string and an entire JavaScript object instance, and could rather read the content of the **value** property *directly* from the raw input data, materializing the **body** property only when (and if) it is read by the application. By materializing only what is really used, the performance of the application could be significantly improved. Moreover, the encoder could also speculate on other peculiarities of the application (e.g., it could speculate on the fact that **user** is always the 5th property in a tweet), and use such runtime assumptions to generate machine code that can benefit from compiler optimizations such as, e.g., loop unrolling and escape analysis.

The FAD.JS runtime has been designed exactly for the encoding and decoding scenarios that we have described. Such operations share properties that are commonly found in data-intensive applications:

- 1) Objects often have properties with constant names and types.
- 2) The JSON encoding or decoding operations are performed on more than a single object or JSON string, respectively. For example, when processing a large JSON file with one object per line.
- 3) The JSON data are read only partially, and not all of the values are used by the application logic. However, their usage presents a stable access pattern.
- 4) The application processing JSON data always interacts with an external I/O data source (e.g., a Database, a TCP connection, or a file).

¹Example of a *Bolt* component extracted from the Apache Storm multi-language bindings for Node.js: <http://storm.apache.org/>

Given the semantics of dynamically-typed languages, none of these properties can be exploited to make any static assumption on the structure or on the types of the data. This is particularly true for JavaScript, where any object graph can change all or a subset of its properties at runtime (e.g., to a different type), and where properties can be deleted at any moment. As a consequence, the notion of an implicit JSON schema is not to be considered strict, as it cannot be formalized for the purposes of static or semi-static analysis. Conversely, we consider the implicit schema of a JSON-intensive application a pure runtime-only information that *could* emerge after observing JSON usage patterns.

3. FAD.JS

FAD.JS is a JSON encoding and decoding runtime targeting the data-intensive workloads described in the previous section. Informally, FAD.JS attempts to identify an implicit JSON schema at runtime and relies on its properties to access JSON data more efficiently. The FAD.JS runtime techniques are language-agnostic, and could potentially be applied to any managed language or data processing system. In this paper, we focus on JavaScript and Node.js: in this context, FAD.JS can be considered a drop-in replacement for the built-in JSON libraries of JavaScript’s core standard library. Targeting Node.js as the main scenario for FAD.JS is motivated by the popularity of JavaScript in many JSON-intensive domains. In addition to being fully compatible with the default JSON library of Node.js, FAD.JS features an additional API (detailed in section 3.3) that can be used to further improve the performance of JSON parsing under certain circumstances.

FAD.JS can be considered an *Active library* [12], that is, a library with a given interface that can self-optimize and adapt its runtime behavior depending on its usage. It can be executed as a standard Node.js module, and it can be executed as part of the query processor of a traditional database management system. FAD.JS is built on top of Oracle’s Graal.js and Truffle technologies, which we describe in the following section.

3.1 Background: Truffle and Graal.js

Truffle [24] is a framework for the development of runtime systems that can be used to implement language execution engines (e.g., a JavaScript virtual machine), data processing engines as well as JIT-enabled runtime libraries such as FAD.JS. A Truffle-based runtime is implemented in the form of a self-optimizing Abstract Syntax Tree (AST) interpreter [10]: each node in the AST corresponds to a single runtime operation (e.g., reading some bytes, performing a function call, etc.) which can be compiled to highly-optimized machine code by means of partial evaluation [15] by the Graal [21] dynamic compiler. At runtime, each AST node eagerly replaces itself with a specialized version that relies on some (runtime-only) speculative assumptions, leading to better performance. For example, node rewriting specializes the AST for the actual types used by an operation (e.g., short integers rather than double-precision numbers), and can result in the elision of unnecessary generality, e.g., boxing and complex dynamic dispatch mechanisms. As long as an assumption holds, the compiled machine code will benefit from it (e.g., by treating some object properties as short integers). As soon as a runtime assumption is invalidated,

the machine code and the corresponding AST nodes are *de-optimized* and replaced with new, more generic, versions that do not rely on the assumption anymore. Node rewriting and JIT compilation are handled automatically by the Graal compiler, which transparently compiles AST nodes to machine code when needed, and replaces invalidated machine code with less-optimized one in case of speculation failures.

The FAD.JS runtime described in this paper has been designed to target Oracle’s Graal.js JavaScript language runtime [7]. Graal.js is a high-performance JavaScript runtime. It is fully compatible with Node.js, and is developed using Truffle. Graal.js is a highly compliant implementation of JavaScript: as of today, it passes more than 96% of the ECMA2107 language compliance tests, and is able to fully support Node.js workloads, with peak performance in line with state-of-the-art JavaScript runtimes such as Google V8 [6]. Graal.js is an embeddable language runtime: it can be run on the HotSpot Java Virtual Machine, but can also be deployed into other systems as a shared library. As an example, it can be embedded in a database management system in a setup similar to the one of the V8 JavaScript engine in MongoDB [9].

Since both FAD.JS and Graal.js are based on Truffle, their AST nodes are compatible, and can be freely combined. For example, the node implementing a JavaScript property lookup operation can be executed during a FAD.JS encoding operation. In this way, the machine code produced for the FAD.JS operation accessing JavaScript native objects (e.g., to read a property) will be compiled with the very same machine code of the JavaScript operation. This effectively means that *core* operations of the JavaScript runtime such as reading or writing properties can be *directly* inlined in the FAD.JS runtime without any additional overhead.

3.2 Runtime Speculation in FAD.js

FAD.JS achieves high performance by means of two main techniques, both of which are based on speculative assumptions, JIT compilation, and direct access to raw data:

- *Constant structure encoding*: FAD.JS attempts to identify an object graph (or a subset of it) with constant structure, property names and types. When found, FAD.JS generates machine code that is specialized for such graph structure and, as a result, encodes objects with higher efficiency by leveraging object shapes [23].
- *Direct structure decoding*: FAD.JS attempts to identify a subset of JSON properties that are actually accessed. When found, the FAD.JS runtime generates machine code that is optimized for parsing only those properties and values. In this way, the FAD.JS runtime (1) avoids materializing unused properties and (2) produces machine code that is more efficient to execute.

Both techniques are implemented in FAD.JS at the VM level, meaning that they directly interact with the language execution runtime, and they leverage VM-level and per-object metadata. FAD.JS relies on runtime assumptions and the dynamic generation of machine code that can benefit from such assumptions: as long as they hold, encoding and decoding operations can be performed more efficiently. Examples of runtime assumptions that are used by FAD.JS to generate machine code can be relative to the type of encoded numbers (e.g., to generate machine code capable of encoding numbers with a syntax that does not need to match symbols such as commas or exponents), to specific runtime condi-

tions (e.g., whether arrays have elements of multiple types), or can rely on specific aspects of an application (such as the presence of certain property names or the order in which properties are accessed).

3.3 FAD.js API

The FAD.JS runtime is exposed to Node.js applications via a compact API designed to be very familiar to JavaScript developers, as it resembles the default general-purpose JSON API that is part of the JavaScript language specification [4]. Like with the built-in JSON runtime of Node.js, a JavaScript object graph can be converted to a JSON-formatted string using the `stringify` function:

```
1 var data = {an:{object:"graph"}};
2 // Encoding using the default Node.js API
3 var default = JSON.stringify(data);
4 // Encoding using FAD.js
5 var optimized = FADjs.stringify(data);
6 assert.equal(optimized, default); // true
```

The encoding operation has the same semantics of Node.js' default one, and the encoded string produced by FAD.JS is identical to the one produced by the default JavaScript encoder. A JSON-formatted string can be converted to a JavaScript object graph using two distinct APIs, namely, `parse` and `seek`:

```
1 var string = '{an:{object:"graph"}}';
2 // Decoding using the default Node.js API
3 var default = JSON.parse(string);
4 // Decoding using the two FAD.js APIs
5 var fullParsed = FADjs.parse(string);
6 assert.equal(fullParsed, default); // true
7 var fastParsed = FADjs.seek(string);
8 assert.equal(fastParsed, default); // false
```

The first function, `parse`, has the same semantics of the corresponding JavaScript built-in function, and can be used as a drop-in replacement for it: it produces an acyclic object graph corresponding to the input JSON data, and throws an exception in case of a malformed input string. At runtime, however, the `parse` function behaves differently, as it does not allocate any string nor any object graph in the heap space of the JavaScript application. Rather, it only ensures that the string is valid (and throws an exception in case of a validation failure), returning to the application a *proxy* object that corresponds to the actual object graph of the input data. In this way, no real allocation is performed on the JavaScript heap space. After the initial validation performed *in situ*, the actual object graph is populated lazily and selectively, that is, only for the values that the application will actually read.

The second FAD.JS function, `seek`, is similar to `parse`, but does not perform full input data validation, and is designed to be used in all the contexts where the input data is expected to be already valid, for example because it is stored in a file managed by external data sources (e.g., a logging file produced by a trusted source) or it belongs to some memory-mapped files (for example to implement data exchanges between processes). Apart from the lack of the initial input correctness validation, `parse` and `seek` behave in the same way, and share all the FAD.JS runtime optimizations.

Unlike built-in libraries in Node.js, which always operate on heap-allocated strings, the FAD.JS parsing primitives can

operate on raw data. This is described in the following code snippet:

```
1 fs.createStream('/path/to/some/file.json');
2 fs.on('data', function(chunk) {
3   // chunk is a raw binary buffer with utf8
   encoding
4   Buffer.isBuffer(chunk, 'utf8'); // true
5   // Node.js must allocate a JS string:
6   var p = JSON.parse(chunk.toString('utf8'));
7   // FAD.js can operate on the data, directly
8   var p = FADjs.parse(chunk);
9 });
```

The code in the example corresponds to a small Node.js application reading a JSON file (e.g., a log file): while the default JavaScript JSON parser in Node.js always needs to convert raw binary data to a JavaScript string, the FAD.JS runtime can operate on the binary data, directly, avoiding the materialization of the string in the Node.js heap space.

4. CONSTANT STRUCTURE ENCODING

In FAD.JS, an object graph is encoded to a JSON-formatted string by speculating on the constant nature of the implicit schema of the input objects. As long as such assumption holds, the FAD.JS runtime can avoid or optimize most of the expensive operations that are usually involved in the generation of the JSON string. Consider the following example Node.js application:

```
1 connection.on('data', function(data) {
2   var entry = JSON.stringify(data) + '\n';
3   fs.appendFileSync('/some/file', entry);
4 });
```

where the `entry` object corresponds to some data with the following informal (implicit) schema:

```
1 var entry = {
2   id: /* any number, always present */,
3   name: /* any string, always present */,
4   value: { /* any object value, or empty */ }
5 }
```

The example corresponds to a logging application in which some user data is fetched from an external source (e.g., a database connection), and stored line-by-line in a file. The JSON encoding operation is performed on multiple object instances with a similar object graph: most of the structure of the JSON data is constant, with exceptions being the `value` field, which could be empty or have any other structure. As discussed earlier, a generic JSON encoding library would recursively walk the object graph of the `entry` object, initially reading each property name (i.e., `id`, `name`, and `value`), successively retrieving for each property name the value associated with it. In doing so, it would append property names and their values to the final JSON string, performing the necessary formatting associated with each value type (e.g., converting escape characters in strings).

The FAD.JS runtime implements the `stringify` operation in a different way, which does not require a full scan of the object properties and values for each object instance as long as the input data has the expected structure. Specifically, the FAD.JS runtime generates a Truffle AST that resembles the structure of the object graph being encoded, and uses it to perform the encoding operation. The FAD.JS runtime caches in the AST nodes all the values that are assumed compilation constant (e.g., property names and

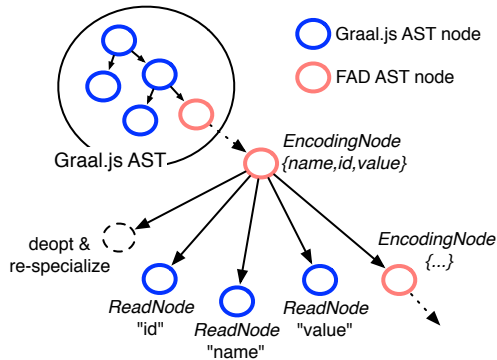


Figure 1: FAD.js encoding AST specialized for a given object shape. The FAD.js nodes perform the speculative encoding of the input object by leveraging Graal.js nodes for constant-lookup property reads. The FAD.js AST is itself inlined in the Graal.js AST calling the FAD.js encoder.

their type-related information): as long as the input objects have the schema that FAD.js expects (i.e., they have properties with the expected name and type), the FAD.js runtime avoids reading the property names of each object as well as their type, and performs the encoding operations by combining constant strings (the property names) with the runtime value of each property. The Truffle AST is built on-the-fly by FAD.js, and is specialized for the implicit JSON schema of the input object graph of the application. The generated machine code performing the encoding operation takes into account the dynamic nature of the object graph, that is, it can produce different strings depending on the presence of certain properties that are known to be *potentially* absent (e.g., `value` in the example), or that have a nature that is too heterogeneous for generating a constant compilation unit. For highly-polymorphic scenarios, i.e., when too many properties are absent or have a very heterogeneous data type, the FAD.js runtime rewrites its AST nodes and de-optimizes the compiled code to a generic version that does not rely on runtime speculation. FAD.js code generation operates as follows:

- A Truffle AST is built as a direct acyclic graph that matches the structure of the input object is created at runtime; the graph has a node for each of the object instances in the input graph (i.e., for the object `value` in the example) and edges correspond to object references. Since JSON does not allow cycles [4], FAD.js ensures that the graph is a tree.
- Each of the nodes of the AST stores a constant list of strings, which corresponds to the finite set of property names of each object instance.
- Each of the nodes also stores a constant list of *pre-formatted* strings that correspond to the formatted property names that will be used to generate the final JSON string. Such pre-formatted strings include the characters that have to be appended to generate the final encoding (e.g., the `":"` symbol, the proper string quotation characters, etc.)

The Truffle AST generated by FAD.js is effectively an executable representation of a JSON encoder that is tailored to

the implicit JSON schema used by the application. It is specialized for objects with the given properties and types: as long as the input object graphs have the expected structure, executing the Truffle AST produces a valid JSON-formatted string. A Truffle AST specialized for the hidden graph of the example in the previous section is depicted in Figure 1, while Figure 2 presents the internal implementation of a specialized AST node for the same implicit JSON schema. Encoding ASTs in FAD.js relies on runtime information provided by the Graal.js JavaScript engine, which we describe in the following section.

4.1 Object shapes in FAD.js

The FAD.js runtime operates on the JavaScript data types of Graal.js. One of the reasons behind Graal.js’ performance is its dynamic object storage model [23], which is a very efficient representation of objects in the language heap space with specialized AST nodes for fast read and write access to properties. Because JavaScript is a dynamic language, any object can have an arbitrary number of properties with arbitrary types, with any object being conceptually equivalent to a map. Property lookup operations on such dynamic objects can have a very high runtime overhead, as they might require to compute the hash of the property to be accessed for each operation. In order to reduce any hash-based lookup cost, modern dynamic languages (including Graal.js) rely on the notion of *object shape* [13, 16] (also called *Hidden classes*). An object shape is a runtime representation that encodes certain metadata regarding a specific object instance such as the number and the type of its properties. Shapes are used to perform constant-offset property lookups (rather than hash-based ones) where possible. Consider the following example JavaScript application annotated with the shape state for each operation:

```

1 // new object: empty shape
2 var obj = {};
3 // shape now contains [id:num]
4 obj.id = 3;
5 // shape now contains [id:num, name:str]
6 obj.name = "foo";
7 // shape now is [id:num, name:str, value:ref]
8 obj.value = {};
9 // both lookups can be performed with
  // constant offset using the shape
10 var combined = obj.id + ":" + obj.name;

```

Shapes evolve at runtime, and encapsulate information about the internal structure of an object instance, that can be used later on by the language runtime to produce efficient machine code. For example, by knowing that `id` is the first property with a numeric type, the JIT compiler can generate machine code that performs the lookup operation in an efficient way (i.e., one memory load at constant offset from the base address of the object), rather than using expensive hash-based lookups (to compute the location of the selected property in the object memory layout).

Object shapes are exploited in a similar way by the FAD.js runtime, as depicted in Figure 2. The figure describes the informal source code of a Truffle AST node generated by the FAD.js runtime to perform the encoding of an object with the same structure of the one in the example. The code in the figure corresponds to the Java code of a more complex AST node that FAD.js generates at runtime to encode the full object graph (corresponding to the AST depicted in Figure 1.) The node in the figure is specialized

```

1 public class EncodingNode extends ASTNode {
2   // pre-formatted values for this AST node
3   private final String encA = "{\\'id\\':";
4   private final String encB = ",\\'name\\':\\";
5   private final String encC = ",\\'value\\':\\";
6   // expected shape of the input object
7   private final Shape expectedShape;
8
9   /* Graal.js AST nodes used for fast
10    constant-offset property lookups */
11 @Child private final ReadNode[] prop;
12 // Next encoding node in the AST
13 @Child private final EncodingNode next;
14
15 public void executeNode(JSObject input,
16   String result) {
17   // constant shape check
18   if (input.getShape() == expectedShape) {
19     /* the property name is a compilation
20      constant, and the property reads
21      will run a constant-offset lookup */
22     String valueA = prop[0].read("id");
23     String valueB = prop[1].read("name");
24     result.append(encA + valueA);
25     result.append(encB + valueB);
26     /* call the next AST node, potentially
27      specialized for another object
28      shape */
29     String valueC = next.executeNode(
30       prop[2].read("value"));
31     result.append(encC + valueC + "}");
32   } else {
33     /* unexpected shape: de-optimize and
34      rewrite the node */
35     throw new RewriteASTException();
36   }
37 }
38 }

```

Figure 2: A FAD.JS Truffle AST node specialized to perform the encoding of an input object based on its shape. After a successful shape check, the node executes the encoding operation based on compilation-constant assumptions.

for the given object shape, and assumes that it will always have to encode objects with such shape. By exploiting this assumption, the FAD.JS node can treat as compilation constants the names of the properties to be read. In this way, it can perform constant-time read of their values (whereas a general-purpose encoding library would have to list all the properties for each invocation of the encoder). In addition to fast lookup of property values, the node can already make one more assumption on the structure of the string that it will have to generate. In particular, it can treat as compilation constants some pre-initialized string tokens with pre-formatted JSON structure. When the type of an object to be parsed is not encoded in the AST node because it is a reference to another object, the AST node simply performs a call to another AST node which will specialize on the shape of the next object in the object graph (line 28 in the figure).

4.2 Impact on JSON encoding

Three key aspects make the FAD.JS encoding approach faster than general-purpose approaches:

- 1) By assuming that property names are constant, the encoding step does not need to retrieve the list of prop-

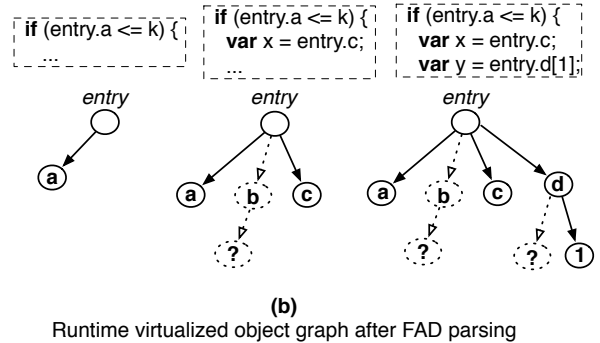
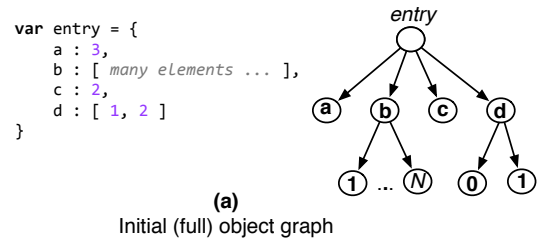


Figure 3: String decoding (parsing) in FAD.JS. The full object graph (a) of a JSON string is not entirely materialized in the JavaScript memory by FAD.JS, and only the required subset is materialized after partial parsing (b).

erties from each object. Since an object instance in languages such as JavaScript can have any arbitrary number of property names, such operation can take a time proportional to the size of the object. In FAD.JS this operation is constant.

- 2) After reading all the property names, a general-purpose encoder needs to retrieve the value of each property. Since objects in JavaScript can have any arbitrary number of properties of any arbitrary type, objects are usually implemented with a hash-based data structure (e.g., an hash map). As a consequence, reading each property value from an object corresponds to an hash-based lookup for each property name. In FAD.JS such expensive hash-based lookup of property values is avoided: since property names are assumed constant, each value is resolved in the compiled code with a single constant-time memory load operation at a fixed known offset in the JavaScript heap.
- 3) By assuming that the structure of the JSON object is a compilation constant, FAD.JS does not perform a full recursive walk of the input object graph. Rather, it simply ensures that the input object has the same structure that the compiled code expects. This check can be performed very efficiently using object shapes.

5. DIRECT STRUCTURE DECODING

JSON parsing in FAD.JS is implemented using a technique called direct structure decoding. The main peculiarity of this technique is that it enables the generation of efficient machine code specialized for accessing *only* the subset of

the input JSON data that is used by the application, avoiding unnecessary parsing operations. Moreover, all accesses to data are performed *in situ*, without materializing in the JavaScript memory space values that are not explicitly used.

Unlike general-purpose JSON parsers, parsing in FAD.JS is not performed at a single location in the code (that is, when `parse` or `seek` are called.) Rather, parsing is split into two separate operations, namely input data validation and selective parsing. The first operation is performed eagerly, while the latter is executed incrementally and lazily, and happens at property access time. Both operations happen transparently to the user. Consider the following example:

```
1 // an array to store the final result
2 var total = new Array();
3 // callback executed for each line
4 readFile.on('line', function(data) {
5   var entry = FADjs.parse(data);
6   if (matchCondition(entry.a)) {
7     var x = entry.c;
8     var y = entry.d[1];
9     total.push([x,y]);
10  }
11 });
```

The example corresponds to a data scraping application that scans a JSON file line-by-line, selecting the entries matching a specific condition (e.g., to retrieve all the log entries for a specific day). As the example suggests, the application does not need to parse the entire JSON data. A general purpose JSON parsing library, however, would always consume heap-allocated objects for each line of the file. The materialized full object graph for the JSON object in the example is depicted in Figure 3 (a). As the picture shows, the object includes two arrays of variable length (b and c) among other properties; parsing and materializing in the JavaScript heap such arrays would correspond to a considerable waste of resources. The JSON data in the example is parsed by FAD.JS using the following approach, which is also summarized in Figure 3 (b):

- 1) When `parse` is called (at line 5), no JSON object materialization is performed. Rather, an empty *proxy* object is created that holds a reference to the input data. We call this object the virtualized object graph of the JSON data. At this stage, no parsing operations have been performed yet.
- 2) After an (empty) virtual object is created, the input data is validated. This happens eagerly and *in situ*, without materializing its content in the Node.js heap space. Eager validation requires a full scan of the input JSON data, but does not require the allocation of the validated data in the JavaScript heap. During validation, the virtualized object graph corresponding to the data is populated with some minimal metadata that will be used to speed up the materialization of selected values at runtime. The metadata is called the JSON *parsing index*. Once the object has been validated, and no JSON syntax errors have been found, the virtual object is returned.
- 3) When a property of the virtualized object is read (i.e., the `entry.a` property in the example at line 6) the virtualized object materializes its value in the JavaScript memory space. To this end, the FAD.JS runtime parses only the subset of the input JSON data required to materialize the value of the property. Parsing is per-

formed on the raw data, and the FAD.JS parser might start the parsing operation at any arbitrary position.

- 4) The virtualized object graph now stores the value that has been parsed. The next time the same property will be read by the application, its value will be read from the in-memory (materialized) representation, and no parsing operations will be performed anymore for that property on the raw data.
- 5) If the value of the property that has been parsed is of object reference type (e.g., `entry.d` at line 8) its value is not materialized, and another virtual object is created instead. When one of the values of the new virtualized object graph will be accessed (e.g., the `entry.d[1]` element), the FAD.JS parser will resolve the value by performing the correct incremental parsing operations.

In traditional parsers, any parsing operation starts from the beginning of the input data. The FAD.JS runtime can parse subsets of data beginning from any position. In order to speed up parsing operations, the FAD.JS runtime stores in its virtualized objects an auxiliary data index, called parsing index. Such index is used to keep track of the position of property values in the the input JSON data, and is used by FAD.JS to keep track of potential parsing positions. With the goal of saving memory space, the index does not contain the name of the properties: storing each property name would correspond to unnecessary string materializations in the JavaScript heap space, that the FAD.JS runtime would potentially not use. Rather, the index only contains an array of initial parsing positions (in the order they appear in the input data). When a property is accessed, it is responsibility of the FAD.JS runtime to chose from which index to start the parsing step. Therefore, a parsing operation may start from the first entry in the parsing index, and then try all the successive ones until the required property (e.g., the `d` property in the example) is found. As a consequence of this approach, parsing indexes are not strictly required by the FAD.JS parser runtime: if no index is found, the parser would simply perform the parsing operations from the beginning of the string, or from a recent parsing position (if any). The parsing index is built while (eager) validating the input data (i.e., when the `parse` function is called), and is implemented using an array that occupies only a `int` Java value for each property in the input data. Moreover, its allocation is independent of the actual parsing operations in FAD.JS: for large JSON inputs the FAD.JS runtime can arbitrarily avoid the creation of indexes that are too big, and postpone the creation of fine-grained indexes at property access time. An exemplification of how indexes are used by the FAD.JS parser is depicted in Figure 5.

An important consideration about the FAD.JS parsing approach is that all parsing steps are performed lazily, when properties are read by the application. Beyond the obvious benefit of parsing only what is needed, the lazy nature of the FAD.JS parsing approach has another notable advantage: the parsing operations can be effectively inlined into the executable code, and can be specialized for every single access location. This has the advantage that the FAD.JS parser can avoid unnecessary operations on the subset of the object graphs that it needs to materialize. For example, it can parse only the `entry.a` property when the threshold is not interesting for the application, avoiding parsing `entry.c` and other properties when they are not needed.

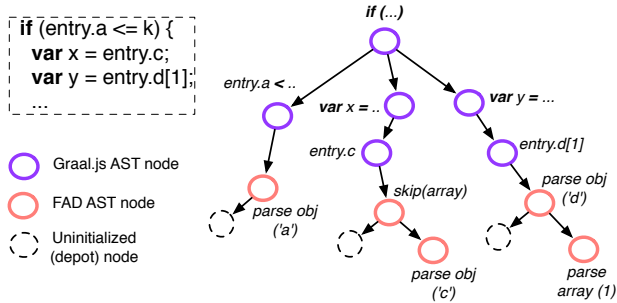


Figure 4: Lazy parsing of a JSON string in FAD.JS. The FAD.JS runtime is inlined in the JavaScript AST with nodes that drive the partial incremental parsing of the input string.

The JavaScript source code with a FAD.JS parsing operations embedded in its property access operations is depicted in Figure 4. Another important consideration about lazy parsing in the `parse` function is that the runtime semantics of the function is equivalent to the one of the default JavaScript JSON parser. In other words, lazy parsing happens transparently to the user, and the function can be used as a drop-in replacement for the JSON parsing runtime in existing applications.

5.1 Parsing using the Seek API

The example application in the previous section could also be implemented using the `seek` API introduced in Section 3.3. Using `seek` rather than `parse` would make the FAD.JS runtime behave in the same way as described in the previous section, with the following notable differences:

- 1) The FAD.JS runtime will not perform the initial eager validation of the input data. In case of a malformed input, calling `seek` will not throw an immediate exception.
- 2) Since validation is not performed eagerly, the FAD.JS runtime will not populate the JSON parsing index when `seek` is called.
- 3) Validation and any updates to the parsing index are performed incrementally, when properties are accessed. In the example, this means that FAD.JS validates the JSON data in three different moments, that is, each time one of the three properties is accessed by the application. This has the relevant consequence that FAD.JS validates *only* the subset of the input JSON data that is required to ensure that the value can be materialized. In case of parsing errors an exception is thrown at property-access time.

The `seek` function can be considered an unsafe version of `parse` that can be used only when the input data is known to be valid, or when the application can tolerate a JSON parsing error by handling potential exceptions when properties are read (rather than when `parse` is invoked). Example scenarios where `seek` could be preferred over `parse` are all cases where the correctness of the data is guaranteed by the data source, for example if the data was produced by the same application in a previous step during some data conversion operation, or when it is received from a trusted network connection with consistency guarantees.

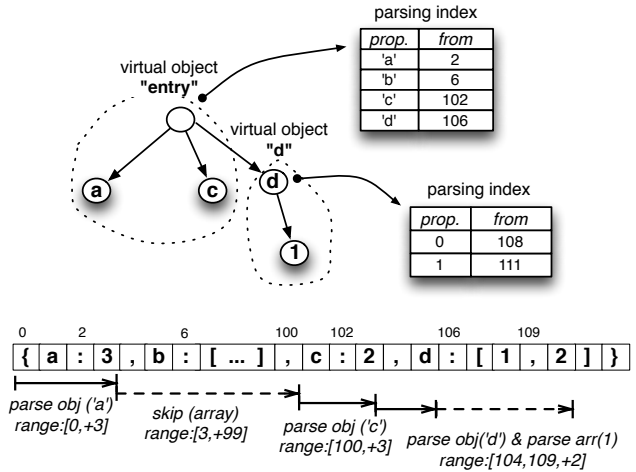


Figure 5: Parsing indexes. The FAD.JS runtime builds an auxiliary index to be used to perform incremental parsing. Depending on the API used, the parsing indexes are populated eagerly during validation, or lazily while parsing a subset of the input data.

Thanks to its design, the `seek` function can effectively access only the very minimal subset of the data that is needed by the application, avoiding a full scan of the input JSON data at all when the application does not need to access the full JSON object. Using `seek` can lead to very significant speedups for applications that need to access a minimal part of large JSON objects with a complex graph structure.

5.2 Parser Specialization

Parsing operations in FAD.JS are performed lazily, at property access time. For each property value to be accessed, parsing is done using a specialized JSON parser capable of retrieving the value of a single property using a special-purpose parser that can recognize only a subset of the entire JSON syntax. Specialized parsers are implemented using Truffle ASTs, and are compiled to machine code via partial evaluation. Each specialized parser corresponds to a lightweight parser that can access the value of a JSON property without recognizing the full JSON syntax, but only the subset that is needed to retrieve the value. For example, depending on the position of a property to be parsed, FAD.JS may choose to parse only the N -th element of an array: in doing so, a specialized parser is used that can recognize only the subset of the JSON grammar for parsing array elements, and can safely *skip* the body of all the elements of the array (delimited by the comma `,` symbol) that are not accessed by the application. Such specialized parser would potentially ignore the content of other array elements and simply look for the comma separation symbol (still ensuring that strings and other values are escaped correctly); in this way, the parser can be considerably faster than a general-purpose JSON one, as it does not need to match all the possible symbols that a normal JSON parser would match. Moreover, such parser does not need to allocate and populate new objects in the JavaScript heap. Other specialized parsers that are used by FAD.JS cover all the possible pars-

Table 1: JSON schemas used by JSONBench. Schemas marked with *p* have a polymorphic nature, while schemas starting with *m* are monomorphic. All values are average values.

Schema	Objects/Values	Width/Length	Size
<i>m</i> _books	1 / 5	5 / 50.5	482 B
<i>m</i> _catalog	2 / 4	2.5 / 8	98 B
<i>m</i> _google	17 / 54	4.12 / 32.46	3.5 kB
<i>m</i> _menu	9 / 12	2.22 / 5.18	310 B
<i>m</i> _react	8 / 30	4.63 / 10	656 B
<i>m</i> _sgml	7 / 11	2.43 / 43.1	1.09 kB
<i>m</i> _small	1 / 2	2 / 12	30 B
<i>m</i> _thumbnail	4 / 20	5.75 / 67.25	2.1 kB
<i>p</i> _avro	68 / 90	2.31 / 21.86	5.32 kB
<i>p</i> _fstab	3 / 5	2.33 / 993.2	10 kB
<i>p</i> _github	5 / 4	1.6 / 7.8	124 B
<i>p</i> _rpc-req	13 / 16	2.15 / 23.41	1.03 kB
<i>p</i> _rpc-res	30 / 28	1.9 / 22.76	1.84 kB
<i>p</i> _stat	7 / 11	2.43 / 14.33	436 B
<i>p</i> _twitter	15 / 51	4.33 / 39.29	3.4 kB
<i>p</i> _youtube	9 / 19	3 / 14.11	1.09 kB

ing operations that a general-purpose JSON parse may perform. For each of the JSON syntax elements (e.g., objects, arrays, strings, etc.), FAD.JS can execute an optimized *skip* parser that efficiently validates an input string without materializing its values (examples of specialized parsers for the example of the previous section are reported in Figure 5.) Skipping is usually implemented with a fast linear scan of the substring corresponding to the object (resp. array). As discussed, each specialized parser is directly inlined in the Truffle AST node performing the property read operation. In this way, the FAD.JS parser is effectively able to generate highly-specialized machine code that can combine the property access operation with the other optimizations that the language runtime would already perform. In other words, the parsing step can also benefit from *all* the other optimizations that the language runtime is performing on the rest of the executed code. As an example, the language runtime can perform optimizations such as escape analysis, loop unrolling, or constant fold elimination on each of the values being parsed.

5.3 Impact on JSON decoding

The FAD.JS parser takes advantage of the following aspects that makes it more efficient than a general-purpose one:

- 1) By parsing only the properties that are actually used by the application, it can avoid traversing or materializing subtrees of the JSON graph that are not used.
- 2) By parsing only the properties that are accessed, FAD.JS performs fewer allocations of objects in the language runtime heap. Fewer allocations correspond to a lower memory footprint that can have an impact on the overall application performance (e.g., by reducing the overall pressure on garbage collection).
- 3) By performing the parsing operation together with property access, the specialized JSON parser can be inlined directly in the property lookup operation.
- 4) Since it can operate on off-heap raw data, the FAD.JS parser can be applied to any data-intensive application

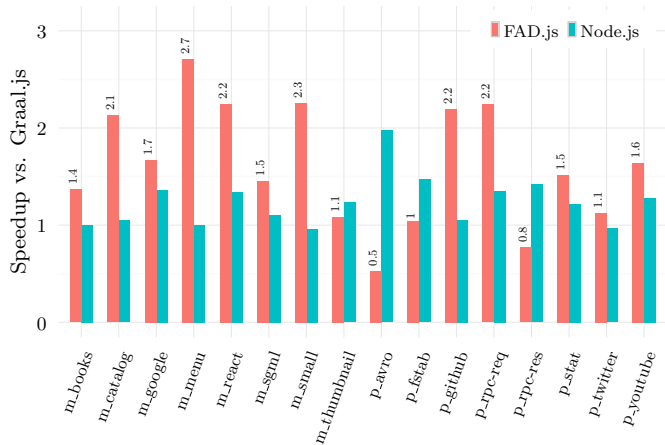


Figure 6: Encoding performance. The FAD.JS JSON encoding runtime is consistently faster than the baseline for the monomorphic and polymorphic JSON schemas used by the benchmark.

before any data is actually materialized in the Node.js heap space. Checking for the existence of a property (e.g., to perform filter operations) *without* reading its value can therefore happen without any memory allocation in the language heap memory space.

6. EVALUATION

We have evaluated the performance of FAD.JS against state-of-the-art solutions such as the Node.js JSON parsing library (v6.7) and the default JSON parser in Graal.js. We consider Graal.js (v0.18) as the performance baseline for FAD.JS, as it shares with FAD.JS the JavaScript runtime environment. All the experiments were performed on a server-class machine (Intel Xeon E5-2690 at 2.90GHz with 16 cores and 256GB RAM), with hyper-threading and turbo-mode disabled to ensure reproducibility. The standard deviation for each benchmark run is below 6%.

6.1 JSONBench

To assess the performance of FAD.JS on JSON-intensive workloads, we have designed a new benchmark, called *JSONbench*. The benchmark is aimed at measuring the performance of JSON operations in Node.js applications that make extensive usage of JSON, operating on raw data, and for which JSON encoding or decoding is the main performance bottleneck. The JSONBench benchmark consists of two JSON-intensive applications, namely, parsing and stringify. For each application, the benchmark evaluates the performance of a JSON runtime over a selection of a total of 16 different JSON object schemas that have been extracted from existing public data sources or Web services (such as a Google search result or a Twitter API response message). Each JSON object has different characteristics in terms of structure, number of elements, size, etc. An overview of the JSON objects used in the benchmark is depicted in Table 1. Each object is based on a JSON schema [20] object that is used by the benchmarking harness to generate pseudo-randomized data. After an initial data generation step which is common for both benchmarks, the two applications perform the following operations:

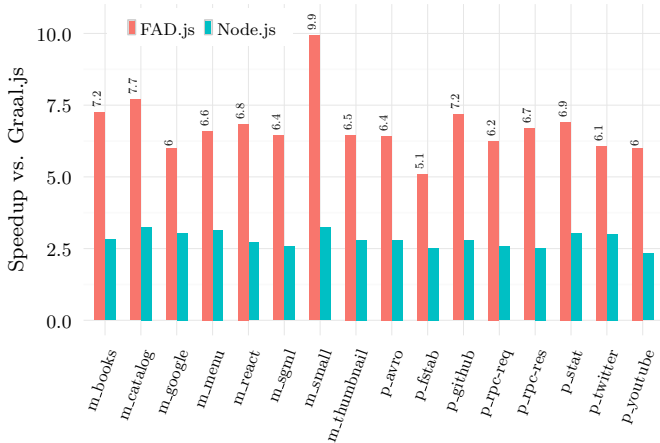


Figure 7: Parsing performance of FAD.JS with applications accessing the first leaf property of the input object graph. The FAD.JS runtime has semantics equivalent to the default JavaScript library, and offers consistent significant speedups.

- The *stringify* benchmark simulates a Node.js microservice application (e.g., an Amazon Lambda function) that generates a stream of JSON objects. To this end, the application has to encode an high amount of JSON objects with a similar structure. The JSON schemas correspond to different types of messages produced by the benchmark (randomization ensures that each object is unique, and a fixed seed ensures reproducibility.) The benchmark measures the maximum throughput for the JSON encoding runtime to write the data to an in-memory data buffer.
- The *parsing* benchmark simulates a data scraping application processing JSON data in-memory. The benchmark first loads into a raw memory buffer a 1GB random generated set of JSON objects (generated using the JSON schemas), and performs linear accesses to the values of each object. The benchmark can be configured to change the number of properties that are read.

The JSON schemas used by the benchmark are divided in two main categories, namely, monomorphic and polymorphic schemas. The first category corresponds to JSON objects that always have all the property names and structure that the JSON schema prescribes. In other words, the benchmark random generator only ensures that each object has different values, but all objects always have the same fixed number of properties. The latter category corresponds to JSON objects that might also change some of their tree structure. For example, JSON objects with a same JSON schema may or may not have certain properties. The distinction between the two classes of randomized JSON data is aimed at simulating two different types of workloads, that is, workloads where JSON data is very homogeneous (e.g., when JSON is fetched from a database), and workloads where data is more dynamic, and its implicit JSON schema has only a subset of properties that are always constant (e.g., a Web service that can add or remove properties depending on invocation parameters).

All benchmarks are single-threaded. The performance of the FAD.JS encoding runtime compared against Graal.js and

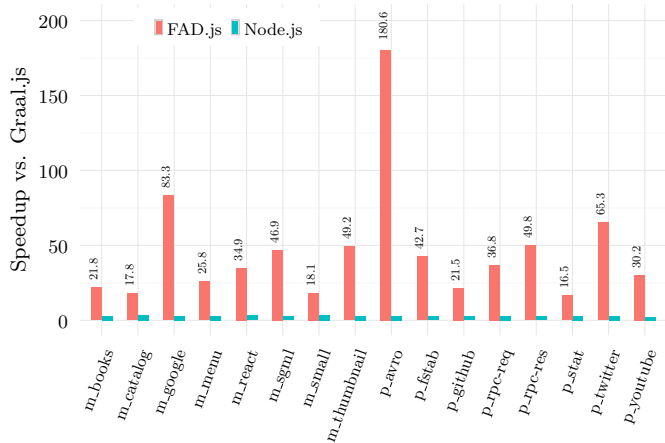


Figure 8: Performance of the seek API with applications accessing the first leaf property of the input object graph. The FAD.JS runtime can access only the minimal subset of the input data, with very high performance.

Node.js are depicted in Figure 6. For almost all the considered JSON schemas, the FAD.JS runtime can effectively generate the JSON-encoded string in a time that is up to 2.7x faster than the state-of-the-art JSON runtime used by Graal.js. In general, FAD.JS performs better when the data to be encoded is monomorphic. This is expected, as the compiled code does not need to account for special cases and properties that might not exist. Still, also on polymorphic JSON schemas FAD.JS can achieve significant speedups for certain JSON schemas.

The performance of the FAD.JS decoding runtimes are depicted in Figure 7 and Figure 8. The FAD.JS **parse** and **seek** APIs offer different semantics and performance guarantees depending on the amount of properties that are accessed by the application and the type of input data validation that the application requires. In Figure 7 a first comparison of the FAD.JS **parse** runtime versus Node.js and Graal.js is depicted for accessing only the *first* property of the object graph. This benchmark is the ideal case for FAD.JS, as it requires the materialization in the JavaScript heap of one value only. The FAD.JS runtime can achieve average speedups up to 9.9x compared to the default Graal.js runtime. This is expected, and shows that performing validation of the input data on the raw memory can result in significant speedups without affecting the overall semantics of the application. The performance of the **seek** API for the same amount of property reads are depicted in Figure 8. Without validation (i.e., using **seek**), the FAD.JS runtime can access the JSON data with the best possible performance, and the decoding speedup does not depend on the size of the input JSON object, nor on its monomorphic or polymorphic nature. As a consequence, accessing complex JSON objects (e.g., **Avro**) can result in speedups up to 180x. This is expected, and shows that FAD.JS allows data-intensive applications to trade performance for correctness. Depending on the number of properties that are being read, the FAD.JS performance are expected to degrade. This is depicted in Figure 9, where the benchmark is executed for an increasing number of property reads. As the picture shows, the FAD.JS runtime can effectively be faster than its state-of-

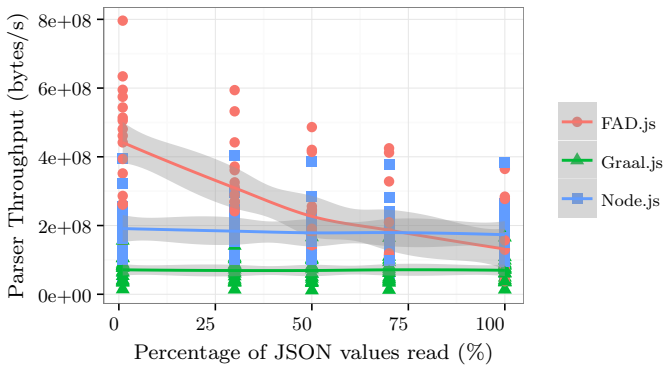


Figure 9: Performance of the parse API for an increasing number of property reads for all the considered JSON schemas. Depending on the number of properties accessed by the application, the performance of FAD.JS tend to degrade. Still, even when the entire object graph is read, FAD.JS is faster than its Graal.js baseline.

the-art Graal.js baseline even when all the properties of the JSON object graph are read. This is because FAD.JS can operate on raw data, without an intermediate materialization. Nevertheless, the FAD.JS runtime is clearly preferable over the default JSON runtime when the number of properties read is small. Figure 11 describes the same scenario for `seek`. As expected, the performance of `seek` are considerably better when only a few properties are read, and degrade more quickly when the entire JSON object is accessed. Nevertheless, FAD.JS can be preferred over general-purpose parsers for JSON objects that have a simple structure (e.g., `books`) since the FAD.JS runtime can access raw data and can be inlined in the property-access operations.

6.2 Data-intensive applications

The JSONBench benchmark is designed to measure the performance of FAD.JS in applications where JSON operations are the main bottleneck. With the goal of highlighting the potential benefits of using FAD.JS in the context of more complex data processing applications, we have also measured the performance of FAD.JS when employed in combination with a popular data processing runtime. To this end, we have selected five existing benchmarks that rely on

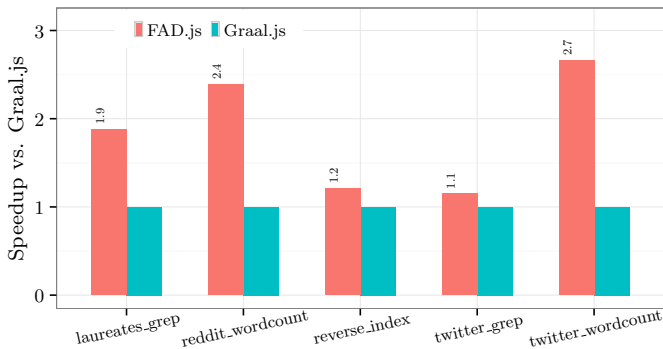


Figure 10: Performance of selected Apache Hadoop MapReduce jobs that use FAD.JS for encoding and decoding data.

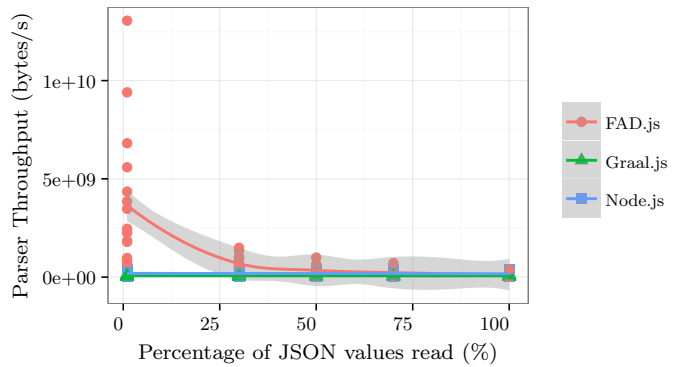


Figure 11: Performance of the seek API for an increasing number of property reads (for all the considered JSON schemas). Like with parse, FAD.JS is orders of magnitude faster than its baseline when a subset of the input data is accessed.

Node.js and on Apache Hadoop. All benchmarks perform some JSON operations to encode and decode data, but they also perform other operations that are not affected by JSON (for example, other performance bottlenecks could exist at the HDFS level, at the data distribution level, etc.) The goal of this benchmark is not to present an exhaustive selection of Hadoop benchmarks dominated by JSON, as writing a new benchmarking harness for Node.js and Hadoop is out of the scope of this paper. Rather, the goal is to highlight the potential benefit of FAD.JS when used in existing systems. For each of the benchmarks, we have replaced the default encoding operations with FAD.JS’s `stringify` and `parse` (or `skip`, if appropriate). The performance results for the benchmark using 16 parallel threads are depicted in Figure 10. As the picture shows, all the applications benefit from the FAD.JS runtime, which can significantly increase the throughput of each data processing application up to 2.7x. This is expected, as JSON operations can contribute significantly to the overhead of existing data-intensive applications.

7. RELATED WORK

Lazy and incremental techniques have been used in several parsing runtimes and data formats (e.g., for XML data [19, 14]). We do not claim novelty for the incremental JSON parsing in FAD.JS, but we consider a novel contribution the integration of the parsing runtime with the language virtual machine, its just-in-time compiler, and the related techniques based on specialization, speculation, and direct access to raw data. Other relevant examples of lazy parsing approaches can be found in the domain of stream parsers (e.g., for JSON streams [3]). Such parsers usually operate on unbounded data sources, accessing only the subset of the data that the application needs. Unlike FAD.JS, all such parsers do not rely on VM-level support, and therefore cannot benefit from runtime-level optimizations. Moreover, they often require the user to program against a foreign API requiring to manually initialize and advance the parser.

The FAD.JS encoding and decoding runtimes generate machine code based on runtime knowledge of the implicit schema of the JSON data they access. To the best of our knowledge, FAD.JS is the first runtime that can optimize access

to data without any static knowledge. Several examples of techniques that rely on static, a priori, knowledge exist. For instance, XML document projection [17], is a technique that is used to optimize XQuery operations on XML documents via static analysis. Another relevant example is the static generation of ad hoc parsing runtimes (e.g., for XML or Protocol Buffers [8]). When the schema of some data types is known at compilation time, a specialized parser can be created that can outperform a general-purpose one. All such approaches require some a priori knowledge (i.e., a schema) and cannot operate on data that is highly polymorphic. On the contrary, FAD.JS does not rely on any static knowledge.

Out of the realm of JSON and data encoding, other data-intensive systems leverage dynamic code generation and direct access to raw data. A relevant recent example of JIT-based optimizations can be found in Apache Spark [25], which relies on dynamic bytecode generation. The Spark approach shares with FAD.JS the intuition that data-intensive applications should be able to optimize certain operations to exploit the structure of the runtime data that they process. Differently from Spark, FAD.JS does not rely on bytecode generation, but rather uses runtime speculation and specialization. A relevant example of raw access to data is NoDB [11]. NoDB is a design paradigm (and a database system) designed to reduce the overhead of data accesses by exploiting in-memory indexes and direct access to raw data stored in plain text files. The NoDB approach shares with FAD.JS the vision that data-intensive applications should avoid materializing data as much as possible, and should instead rely on runtime knowledge. FAD.JS operates at a different level of abstraction than NoDB, but could potentially be adopted to speed up the access to raw data in any application that relies on JSON, including databases.

FAD.JS can be considered a new class of active library [12], that is, a library that can use metaprogramming and runtime code generation to adapt to certain runtime conditions.

8. CONCLUSION

In this paper, we have presented FAD.JS, a runtime system for processing JSON data leveraging speculative just-in-time compilation based on implicit schemas that are discovered at runtime. FAD.JS is based on Truffle ASTs and can offer speedups up to 2.7x for encoding and 9.9x for decoding JSON data on unmodified applications. The FAD.JS runtime can effectively speed up existing data-intensive Node.js application, and can be used as a drop-in replacement of the default JavaScript JSON library.

We are planning to integrate the FAD.JS runtime into other Truffle-based languages (e.g., the R language [22]). Additionally, we plan to expand the techniques described in this paper to other data formats such as CSV and BSON.

Acknowledgments

We thank the VM Research Group at Oracle for their support. Oracle, Java, and HotSpot are trademarks of Oracle and/or its affiliates. Other names may be trademarks of their respective owners.

9. REFERENCES

- [1] Amazon Lambda. <https://aws.amazon.com/lambda/>.
- [2] Apache Storm. <https://storm.apache.org/>.
- [3] Clarinet: SAX-based Event Streaming JSON Parser. <https://github.com/dscape/clarinet>.
- [4] ECMA Language Specification. <https://tc39.github.io/ecma262/>.
- [5] JSON Object Notation Specification. <http://www.rfc-editor.org/info/rfc7159>.
- [6] Node.js JavaScript Runtime. <https://nodejs.org/>.
- [7] Oracle Graal.js. <http://labs.oracle.com>.
- [8] Protocol Buffers. <https://developers.google.com/protocol-buffers/>.
- [9] The MongoDB Database. <http://www.mongodb.org>.
- [10] A. V. Aho, R. Sethi, and J. D. Ullman. *Compilers: Principles, Techniques, and Tools*. Addison-Wesley, 1986.
- [11] I. Alagiannis, R. Borovica, M. Branco, S. Idreos, and A. Ailamaki. NoDB in Action: Adaptive Query Processing on Raw Data. *Proc. VLDB Endow.*, 5(12):1942–1945, Aug. 2012.
- [12] K. Czarnecki, U. W. Eisenecker, R. Glück, D. Vandevoorde, and T. L. Veldhuizen. Generative Programming and Active Libraries. In *ISGP*, pages 25–39. Springer, 2000.
- [13] L. P. Deutsch and A. M. Schiffman. Efficient Implementation of the Smalltalk-80 System. In *Proc. of POPL*, pages 297–302, 1984.
- [14] F. Farfán, V. Hristidis, and R. Rangaswami. Beyond Lazy XML Parsing. In *Proc. of DEXA*, pages 75–86, 2007.
- [15] Y. Futamura. Partial Evaluation of Computation Process; An Approach to a Compiler-Compiler. *Higher Order Symbol. Comput.*, 12(4):381–391, Dec. 1999.
- [16] U. Hölzle, C. Chambers, and D. Ungar. Optimizing Dynamically-Typed Object-Oriented Languages With Polymorphic Inline Caches. In *Proc. of ECOOP*, pages 21–38, 1991.
- [17] A. Marian and J. Siméon. Projecting XML Documents. In *Proc. of VLDB*, pages 213–224, 2003.
- [18] S. Newman. *Building Microservices*. O’Reilly Media, Inc., 1st edition, 2015.
- [19] M. L. Noga, S. Schott, and W. Löwe. Lazy XML Processing. In *Proc. of DocEng*, pages 88–94, 2002.
- [20] F. Pezoa, J. L. Reutter, F. Suarez, M. Ugarte, and D. Vrgoč. Foundations of JSON Schema. In *Proc. of WWW*, pages 263–273, 2016.
- [21] D. Simon, C. Wimmer, B. Urban, G. Duboscq, L. Stadler, and T. Würthinger. Snippets: Taking the High Road to a Low Level. *ACM TECO*, 12(2):20:20:1–20:20:25, June 2015.
- [22] L. Stadler, A. Welc, C. Humer, and M. Jordan. Optimizing R Language Execution via Aggressive Speculation. In *Proc. of DLS*, pages 84–95, 2016.
- [23] A. Wöß, C. Wirth, D. Bonetta, C. Seaton, C. Humer, and H. Mössenböck. An Object Storage Model for the Truffle Language Implementation Framework. In *Proc. of PPPJ*, pages 133–144. ACM, 2014.
- [24] T. Würthinger, C. Wimmer, A. Wöß, L. Stadler, G. Duboscq, C. Humer, G. Richards, D. Simon, and M. Wolczko. One VM to Rule Them All. In *Proc. of ONWARD*, pages 187–204, 2013.
- [25] M. Zaharia. *An Architecture for Fast and General Data Processing on Large Clusters*. ACM, 2016.